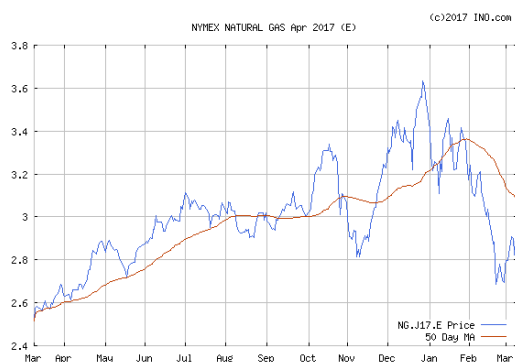


Volume 652 March 9, 2017

Market- Warmer than normal temperatures across the northern portion of the country continues to keep prices low; but colder weather is forecasted for the next week and prices are rising. Natural gas is trading higher this morning after the storage report was a withdrawal above expected levels. Crude oil has been dropping but heating oil and propane are all high but stable. Storage levels are lower than last year but higher than the five year average. Upward pressure on natural gas prices results from exported liquefied natural gas (LNG). Rig counts for both traditional and horizontal have dropped significantly over the last 2 years indicating increased production from fewer wells and continued ample supply of natural gas. The US gas traditional rotary rig count decreased 5 rigs and horizontal drilling increased 9 rigs. Natural gas is very attractive to fix at this time for the winter and long term.

The Crude oil price for April is lower this week at \$49.34 per barrel. Heating oil is lower at \$1.53 per gal. Unleaded gasoline futures are lower this week at \$1.63 and gasoline at the pump is around \$2.29...in Indiana. The natural gas storage report this week was a withdrawal of **68BCF**; storage is **192BCF lower** than last year and **363BCF higher** than the 5 year average.



Above Graph—Apr 2017 NYMEX gas futures

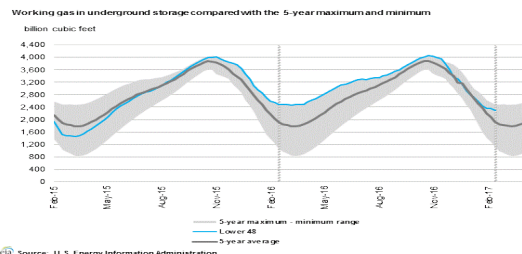
**Extended Temperature Forecast:
Chicago Area**

	THU	FRI	SAT	SUN	MON
High	45	32	30	35	33
Low	26	18	19	25	23

Storage Statistics: (BCF) Billion Cubic Ft

This Week	Last Year	5 Year Ave.
2,295	2,487	1,932

The total is a decrease of 68 BCF from last week.



Above Graph - Storage levels as of 3-9-17

Comparative Fuels: Futures Prices for Apr

	Price	Compared to Nat Gas
Natural Gas (therm)	\$.2958	\$.2958
Propane (gal)	\$.628	\$.6845
Crude Oil (barrel)	\$49.34	
Heating Oil (gal)	\$1.53	\$1.101
Coal (CLRP) (ton)	\$40.00	\$.2978
Unleaded Gas (gal)	\$1.63	

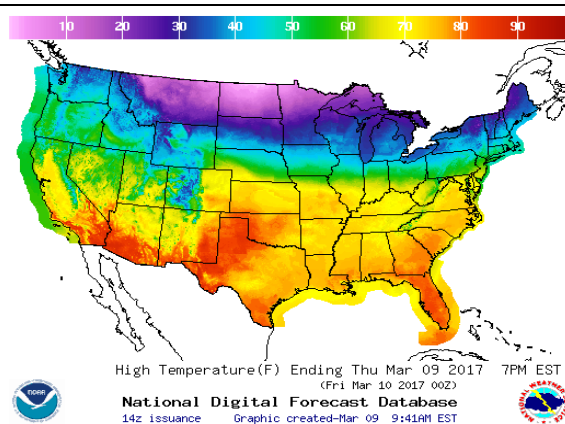
North American Traditional Nat. Gas Rig Count:

This week	146
Last week	151
Year Ago this week	97

US Horizontal Rig Count:

This week	633
Last week	624
Year Ago this week	389

NGI Chicago for March 2017 \$0.2620



High Temperature (F) Ending Thu Mar 09 2017 7PM EST
(Fri Mar 10 2017 00Z)
National Digital Forecast Database
14z issuance Graphic created-Mar 09 9:41AM EST