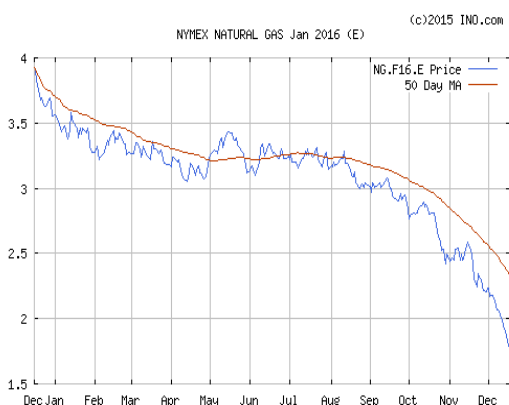


Volume 590 December 17, 2015

Market- Prices traded lower during the week but is trading somewhat higher this morning even after the storage report was released with a withdrawal less than expectations. This morning's report was only the third withdrawal from storage for the season. Short term colder weather is increasing demand for natural gas. Rig counts for both traditional and horizontal have dropped significantly over the last 15 months indicating continued ample supply of natural gas. Natural gas storage inventories are higher than last year and slightly higher than the five-year average as seen on the graph to the right. The US gas traditional rotary rig count decreased 7 rigs and horizontal drilling decreased 15 rigs. Natural gas is very attractive to fix at this time.

The Crude oil price for January is lower this week at \$36.27 per barrel. Heating oil is lower at \$1.12 per gal. Unleaded gasoline futures are the same this week at \$1.27 and gasoline at the pump is around \$1.89...in Indiana. The natural gas storage report this week was a withdrawal of **35BCF**; storage is **541BCF higher** than last year and **322BCF higher** than the 5 year average.



Above Graph—Jan 2016 NYMEX gas futures

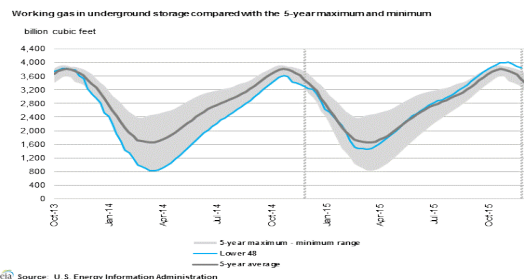
**Extended Temperature Forecast:
Chicago Area**

	THU	FRI	SAT	SUN	MON
High	36	30	34	48	44
Low	23	17	30	42	34

Storage Statistics: (BCF) Billion Cubic Ft

This Week	Last Year	5 Year Ave.
3,846	3,305	3,524

The total is a decrease of 34 BCF from last week.



Above Graph - Storage levels as of 12-17-15

Comparative Fuels: Futures Prices for JAN

	Price	Compared to Nat Gas
Natural Gas (therm)	\$1.1748	\$1.1748
Propane (gal)	\$3.368	\$4.01
Crude Oil (barrel)	\$36.27	
Heating Oil (gal)	\$1.12	\$0.8057
Unleaded Gas (gal)	\$1.27	

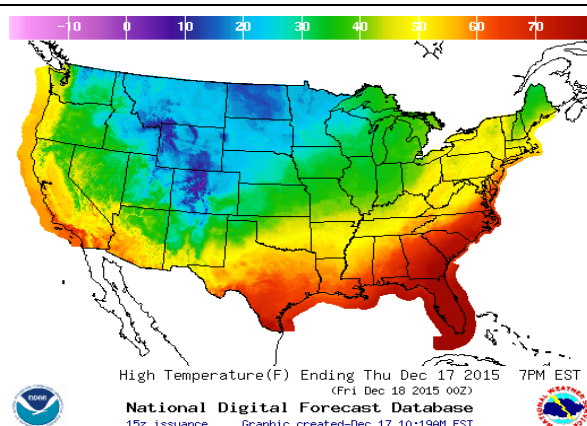
North American Traditional Nat. Gas Rig Count:

This week	185
Last week	192
Year Ago this week	346

US Horizontal Rig Count:

This week	554
Last week	569
Year Ago this week	1,367

NGI Chicago for Dec 2015 \$2.380



High Temperature(F) Ending Thu Dec 17 2015 7PM EST
(Fri Dec 18 2015 00Z)
National Digital Forecast Database
15z issuance Graphic created-Dec 17 10:19AM EST