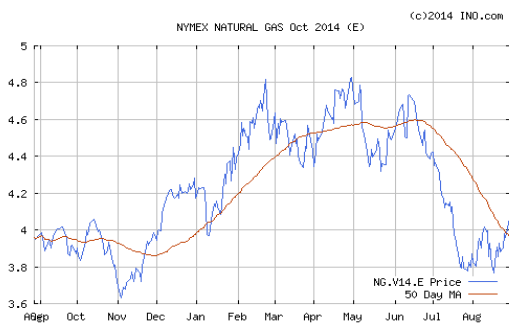


**Volume 541 August 28, 2014**

**Market-** September natural gas futures expired this week at \$.3957 per therm; October is now the front month. Natural gas prices traded higher this week with hot weather across the country. Trading was higher after the storage report this morning with an expected injection. Hotter weather now and next week is putting pressure on prices with gas going for increased electric generation. Uncertainty long term about the gas storage levels will keep prices supported. Natural gas storage inventories are at record lows as seen on the graph to the right and are below last year levels and below five-year average. Prices are also supported by global increasing demand for Liquefied Natural Gas (LNG). The US gas traditional rotary rig count increased 9 rigs and horizontal drilling decreased 8 rigs. Gas production levels due to shale drilling are still strong. Natural gas is very attractive to fix now and for winter.

The Crude oil price for Oct is higher this week at \$94.63 per barrel. Heating oil is higher at \$2.85 per gal. Unleaded gasoline futures are higher this week at \$2.76 and gasoline at the pump is around \$3.49...in Indiana. The natural gas storage report this week was an injection of **75BCF**; storage is **490 BCF lower** than last year and **518BCF lower** than the 5 year average.



Above Graph—Oct 2014 NYMEX gas futures

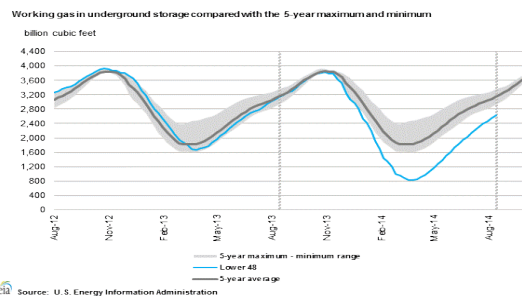
**Extended Temperature Forecast:  
Chicago Area**

	FRI	SAT	SUN	MON	TUE
<b>High</b>	87	85	86	84	82
<b>Low</b>	71	69	72	67	65

**Storage Statistics: (BCF) Billion Cubic Ft**

This Week	Last Year	5 Year Ave.
2,630	3,120	3,148

The total is an increase of 75 BCF from last week.



**Above Graph - Storage levels as of Aug 28**

**Comparative Fuels: Futures Prices for Oct**

	Price	Compared to Nat Gas
Natural Gas (therm)	<b>\$.3974</b>	<b>\$.3974</b>
Propane (gal)	<b>\$1.01</b>	<b>\$1.107</b>
Crude Oil (barrel)	<b>\$94.63</b>	
Heating Oil (gal)	<b>\$2.85</b>	<b>\$2.05</b>
Unleaded Gas (gal)	<b>\$2.76</b>	

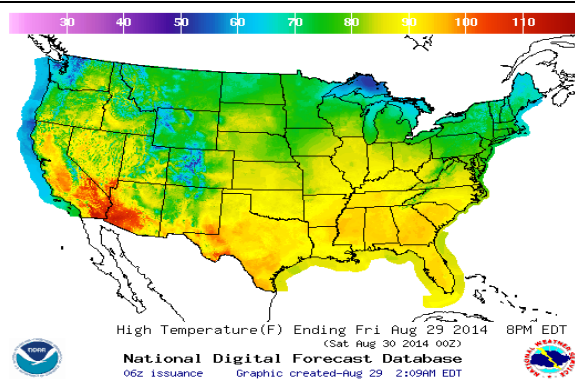
**North American Traditional Nat. Gas Rig Count:**

This week	330
Last week	321
Year Ago this week	387

**US Horizontal Rig Count:**

This week	1,321
Last week	1,329
Year Ago this week	1,075

**NGI Chicago for Aug 2014 \$\$.3870**



High Temperature(F) Ending Fri Aug 29 2014 8PM EDT  
(Sat Aug 30 2014 00Z)  
National Digital Forecast Database  
06Z Issuance Graphic created-Aug 29 2:09PM EDT