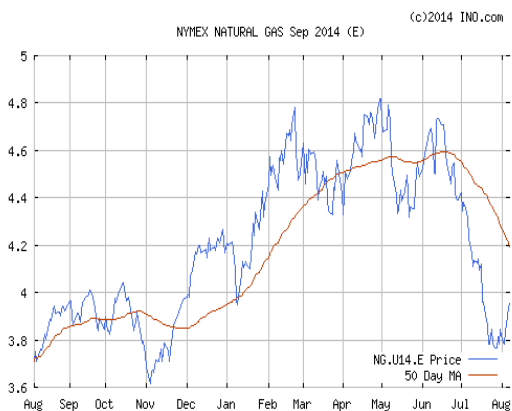


Volume 538 August 7, 2014

Market- Natural gas prices traded mixed to higher this week; but are trading lower after the storage report this morning with an expected injection. Hotter weather in the west and south is putting pressure on prices with gas going for increased electric generation. Uncertainty long term about the gas storage levels will keep prices supported. Natural gas storage inventories are at record lows as seen on the graph to the right and are below last year levels and below five-year average. Prices are also supported by global increasing demand for Liquefied Natural Gas (LNG). The US gas traditional rotary rig count decreased 5 rigs and horizontal drilling increased 5 rigs. Gas production levels due to shale drilling are still strong. Natural gas is very attractive to fix now and for winter.

The Crude oil price for Sep is lower this week at \$96.88 per barrel. Heating oil is higher at \$2.89 per gal. Unleaded gasoline futures are lower this week at \$2.76 and gasoline at the pump is around \$3.39...in Indiana. The natural gas storage report this week was an injection of **82BCF**; storage is **538 BCF lower** than last year and **608BCF lower** than the 5 year average.



Above Graph—Sept 2014 NYMEX gas futures

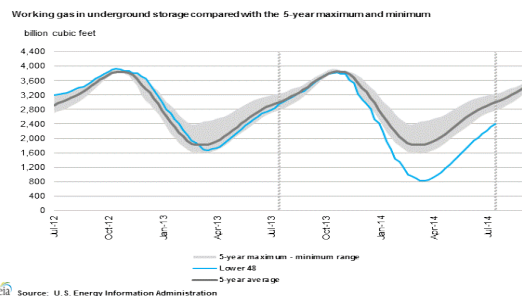
**Extended Temperature Forecast:
Chicago Area**

	THU	FRI	SAT	SUN	MON
High	78	79	76	82	85
Low	66	66	65	65	66

Storage Statistics: (BCF) Billion Cubic Ft

This Week	Last Year	5 Year Ave.
2,389	2,927	2,997

The total is an increase of 82 BCF from last week.



Source: U.S. Energy Information Administration

Above Graph - Storage levels as of Aug 7

Comparative Fuels: Futures Prices for Sep

	Price	Compared to Nat Gas
Natural Gas (therm)	\$3.959	\$3.959
Propane (gal)	\$9.980	\$1.088
Crude Oil (barrel)	\$96.88	
Heating Oil (gal)	\$2.89	\$2.08
Unleaded Gas (gal)	\$2.76	

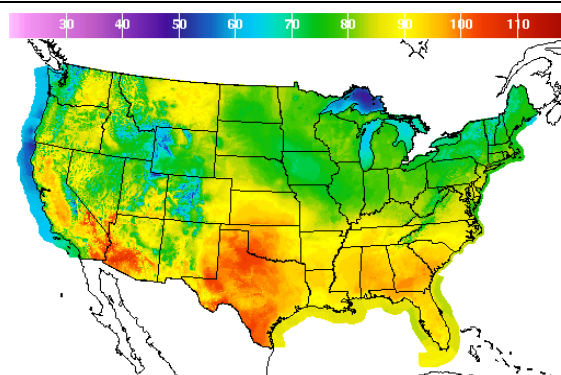
North American Traditional Nat. Gas Rig Count:

This week	313
Last week	318
Year Ago this week	388

US Horizontal Rig Count:

This week	1,298
Last week	1,293
Year Ago this week	1,073

NGI Chicago for Aug 2014 \$3.870



High Temperature(F) Ending Thu Aug 07 2014 8PM EDT (Fri Aug 08 2014 00Z)