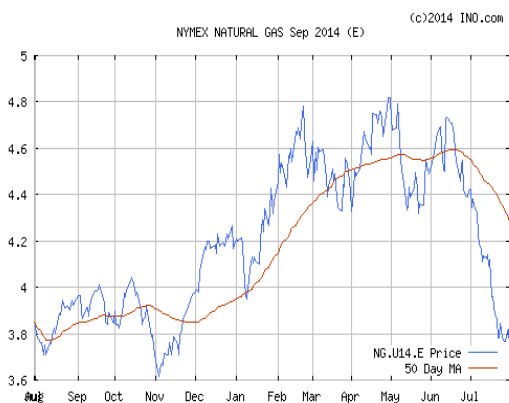


Volume 537 July 31, 2014

Market- August natural gas futures expired Tuesday at \$.3808 per therm; September is now the front month. Natural gas prices traded mixed this week; but are trading higher after the storage report this morning with a lower than expected injection. Weather remains only moderately warm. Uncertainty long term about the gas storage levels will keep prices supported and natural gas storage inventories are at record lows as seen on the graph to the right and are below last year levels and below five-year average. Prices are also supported by global increasing demand for Liquefied Natural Gas (LNG). The US gas traditional rotary rig count increased 3 rigs and horizontal drilling increased 5 rigs. Gas production levels due to shale drilling are still strong. Natural gas is very attractive to fix now and for winter.

The Crude oil price for Sep is lower this week at \$99.35 per barrel. Heating oil is higher at \$2.88 per gal. Unleaded gasoline futures are lower this week at \$2.83 and gasoline at the pump is around \$3.49...in Indiana. The natural gas storage report this week was an injection of **88BCF**; storage is **530 BCF lower** than last year and **641BCF lower** than the 5 year average.



Above Graph—Sept 2014 NYMEX gas futures

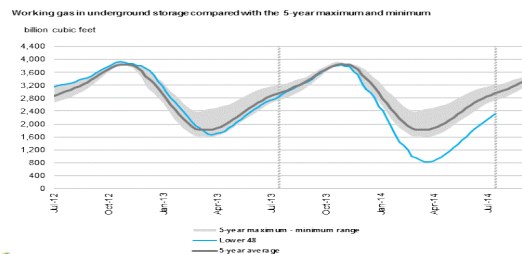
Extended Temperature Forecast: Chicago Area

	THU	FRI	SAT	SUN	MON
High	82	83	82	84	86
Low	70	63	58	64	66

Storage Statistics: (BCF) Billion Cubic Ft

This Week	Last Year	5 Year Ave.
2,307	2,837	2,948

The total is an increase of 88 BCF from last week.



Source: U.S. Energy Information Administration

Above Graph - Storage levels as of July 31

Comparative Fuels: Futures Prices for Sep

	Price	Compared to Nat Gas
Natural Gas (therm)	\$.3847	\$.3847
Propane (gal)	\$1.034	\$1.126
Crude Oil (barrel)	\$99.35	
Heating Oil (gal)	\$2.88	\$2.07
Unleaded Gas (gal)	\$2.83	

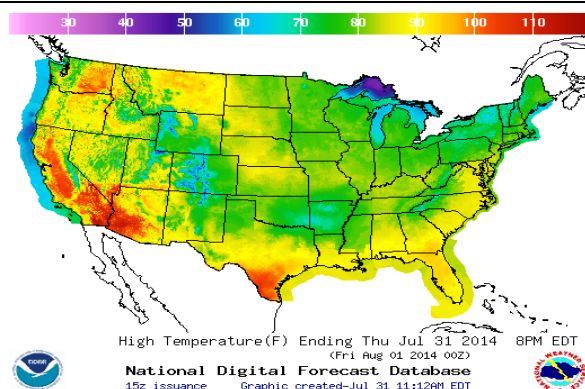
North American Traditional Nat. Gas Rig Count:

This week	318
Last week	315
Year Ago this week	369

US Horizontal Rig Count:

This week	1,293
Last week	1,288
Year Ago this week	1,067

NGI Chicago for July 2014 \$4.660
August NGI will be out Monday



High Temperature (F) Ending Thu Jul 31 2014 8PM EDT
 (Fri Aug 01 2014 00Z)
 National Digital Forecast Database
 15z issuance Graphic created-Jul 31 11:12AM EDT