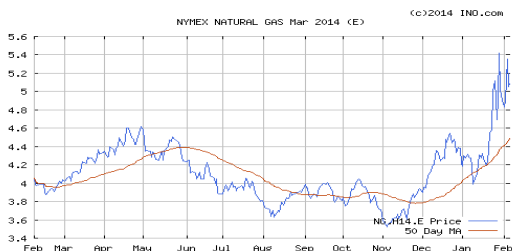


Volume 513 February 6, 2014

Market- Natural gas prices continued to trade very high in the front months. Propelled by January's arctic blasts, promises of more cold to come and rapidly depleting natural gas storage inventories natural gas prices for daily supplies and for the month of February soared. Prices are also supported by global increasing demand for new natural gas LNG. There was a large withdrawal from storage reported again this morning. The once over-supply of gas in storage is now at below average levels as seen on the graph to the right; storage right now is below last year levels and below five-year average. The US gas traditional rotary rig count increased 2 rigs and horizontal drilling increased 3 rigs. Gas production levels due mostly to shale drilling are still strong. Natural gas is very attractive to fix at this time.

The Crude oil price for Mar is lower this week at \$98.17 per barrel. Heating oil is lower at \$2.99 per gal. Unleaded gasoline futures are higher this week at \$2.68 and gasoline at the pump is around \$3.29...in Indiana. The natural gas storage report this week was a withdrawal of **262BCF**; storage is **778BCF lower** than last year and **556BCF below** than the 5 year average.



Above Graph – Mar 2014 NYMEX gas futures

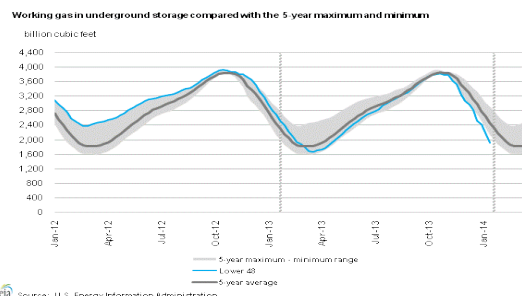
Extended Temperature Forecast: Chicago Area

| | Thu | Fri | Sat | Sun | Mon |
|------|-----|-----|-----|-----|-----|
| High | 8 | 13 | 21 | 19 | 11 |
| Low | -5 | 4 | 14 | -3 | -6 |

Storage Statistics: (BCF) Billion Cubic Ft

| This Week | Last Year | 5 Year Ave. |
|-----------|-----------|-------------|
| 1,923 | 2,701 | 2,479 |

The total is a decrease of 262 BCF from last week.



Source: U.S. Energy Information Administration

Above Graph - Storage levels as of February 6

Comparative Fuels: Futures Prices for Mar

| | Price | Compared to Nat Gas |
|---------------------|----------------|---------------------|
| Natural Gas (therm) | \$5.045 | \$5.045 |
| Propane (gal) | \$1.54 | \$1.68 |
| Crude Oil (barrel) | \$98.17 | |
| Heating Oil (gal) | \$2.99 | \$2.15 |
| Unleaded Gas (gal) | \$2.68 | |

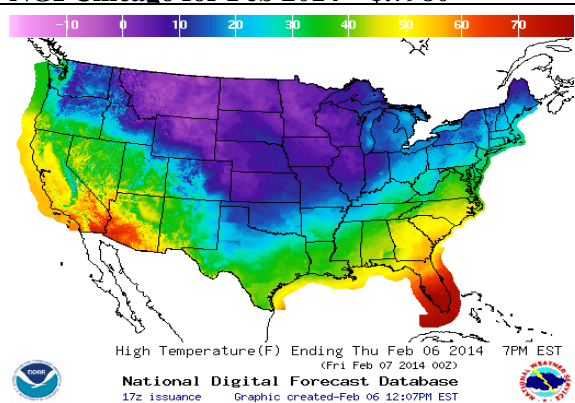
North American Traditional Nat. Gas Rig Count:

| | |
|--------------------|-----|
| This week | 358 |
| Last week | 356 |
| Year Ago this week | 428 |

US Horizontal Rig Count:

| | |
|--------------------|------|
| This week | 1173 |
| Last week | 1170 |
| Year Ago this week | 1136 |

NGI Chicago for Feb 2014 \$7980



High Temperature (F) Ending Thu Feb 06 2014 7PM EST
(Fri Feb 07 2014 00Z)
National Digital Forecast Database
17z issuance Graphic created-Feb 06 12:07PM EST