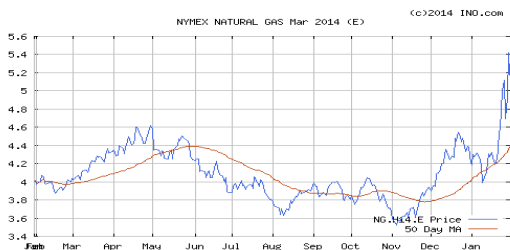


Volume 512 January 30, 2014

**Market-** February natural gas futures expired at \$.5557 per therm; March is now the front month. Natural gas prices continued to trade very high in the front months due to extreme cold weather across the northern and eastern areas of the country. Coal to natural gas switching and winter weather continues to keep prices supported in addition to global increasing demand for new natural gas LNG. There was a large withdrawal from storage reported this morning. The once over-supply of gas in storage is now at below average levels as seen on the graph to the right; storage right now is below last year levels and below five-year average. The US gas traditional rotary rig count decreased 9 rigs and horizontal drilling decreased 3 rigs. Gas production levels due mostly to shale drilling are still strong. Natural gas is very attractive to fix at this time.

The Crude oil price for Mar is higher this week at \$98.53 per barrel. Heating oil is higher at \$3.20 per gal. Unleaded gasoline futures are higher this week at \$2.67 and gasoline at the pump is around \$3.29...in Indiana. The natural gas storage report this week was a withdrawal of **230BCF**; storage is **637BCF lower** than last year and **437BCF below** than the 5 year average.



Above Graph – Mar 2014 NYMEX gas futures

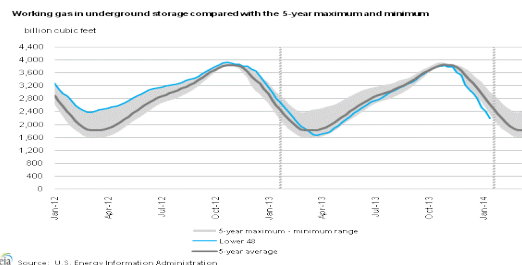
### Extended Temperature Forecast: Chicago Area

	Thu	Fri	Sat	Sun	Mon
High	34	21	25	16	23
Low	17	18	8	6	11

### Storage Statistics: (BCF) Billion Cubic Ft

This Week	Last Year	5 Year Ave.
2,193	2,830	2,630

The total is a decrease of 230 BCF from last week.



Source: U.S. Energy Information Administration

Above Graph - Storage levels as of January 30

### Comparative Fuels: Futures Prices for Mar

	Price	Compared to Nat Gas
Natural Gas (therm)	<b>\$5.178</b>	<b>\$5.178</b>
Propane (gal)	<b>\$1.52</b>	<b>\$1.66</b>
Crude Oil (barrel)	<b>\$98.53</b>	
Heating Oil (gal)	<b>\$3.20</b>	<b>\$2.30</b>
Unleaded Gas (gal)	<b>\$2.67</b>	

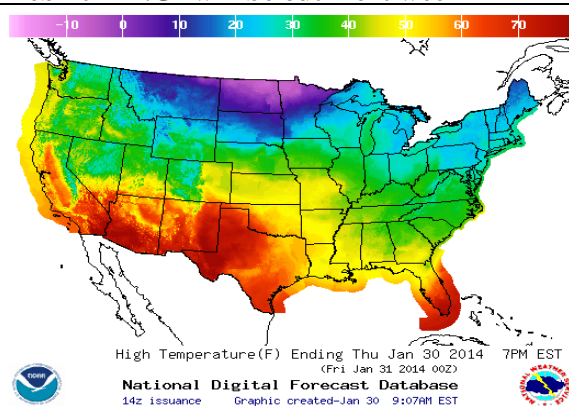
### North American Traditional Nat. Gas Rig Count:

This week	356
Last week	365
Year Ago this week	434

### US Horizontal Rig Count:

This week	1170
Last week	1173
Year Ago this week	1127

NGI Chicago for Jan 2014 **\$4.830**  
Feb 2014 NGI will be out next week



High Temperature (F) Ending Thu Jan 30 2014 7PM EST

(Fri Jan 31 2014 00Z)  
National Digital Forecast Database  
14z issuance Graphic created-Jan 30 9:07AM EST