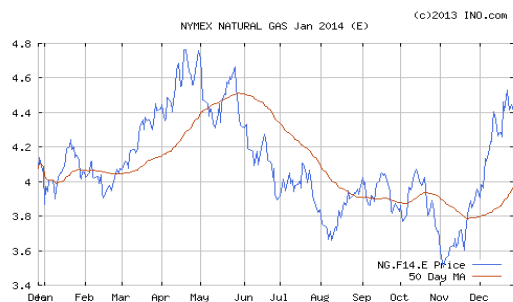


Volume 508 December 27, 2013

Market- Natural gas prices continue to trade at the highest levels in the past 7 months due to below normal weather across the northern and eastern areas of the country. Coal to natural gas switching and winter weather continues to keep prices supported in addition to global increasing demand for new natural gas LNG. There was a large withdrawal from storage reported this morning. The once over-supply of gas in storage is now at average levels as seen on the graph to the right; storage right now is below last year levels and below five-year average. The US gas traditional rotary rig count increased 2 rigs and horizontal drilling increased 6 rigs. Gas production levels due mostly to shale drilling are still strong. Natural gas is very attractive to fix at this time.

The Crude oil price for Jan is higher this week at \$100.15 per barrel. Heating oil is higher at \$3.12 per gal. Unleaded gasoline futures are higher this week at \$2.82 and gasoline at the pump is around \$3.39...in Indiana. The natural gas storage report this week was a withdrawal of **177BCF**; storage is **591BCF lower** than last year and **313BCF below** than the 5 year average.



Above Graph – Jan 2014 NYMEX gas futures

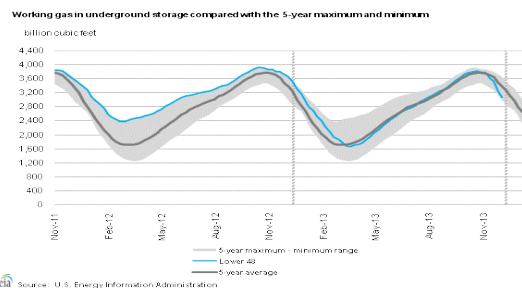
Extended Temperature Forecast: Chicago Area

	Thu	Fri	Sat	Sun	Mon
High	42	47	30	5	11
Low	28	29	4	1	1

Storage Statistics: (BCF) Billion Cubic Ft

This Week	Last Year	5 Year Ave.
3,071	3,662	3,384

The total is a decrease of 285 BCF from last week.



Above Graph - Storage levels as of December 27

Comparative Fuels: Futures Prices for Jan

	Price	Compared to Nat Gas
Natural Gas (therm)	\$4.360	\$4.360
Propane (gal)	\$1.26	\$1.37
Crude Oil (barrel)	\$100.15	
Heating Oil (gal)	\$3.12	\$2.24
Unleaded Gas (gal)	\$2.82	

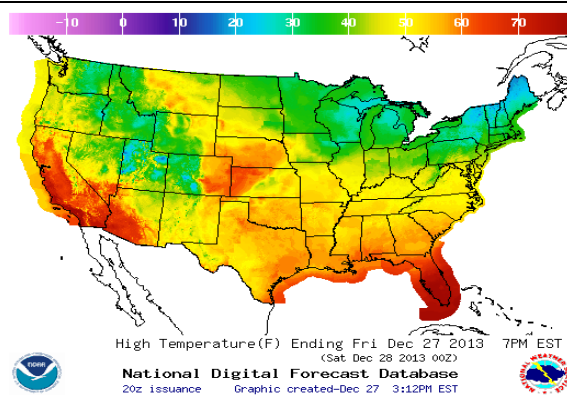
North American Traditional Nat. Gas Rig Count:

This week	374
Last week	372
Year Ago this week	431

US Horizontal Rig Count:

This week	1146
Last week	1140
Year Ago this week	1111

NGI Chicago for December 2013 \$3890



High Temperature (F) Ending Fri Dec 27 2013 7PM EST
(Sat Dec 28 2013 00Z)
National Digital Forecast Database
20z issuance Graphic created-Dec 27 3:12PM EST