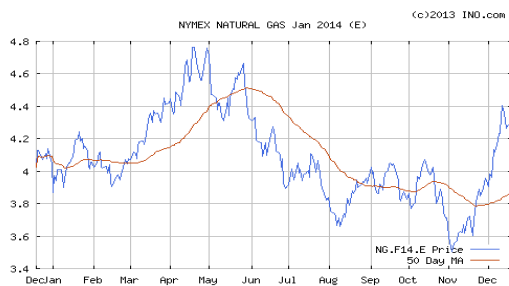


Volume 507 December 19, 2013

Market- Natural gas prices continued to trade at the highest levels in the past 7 months due to below normal weather across the northern and eastern areas of the country. Coal to natural gas switching and winter cold weather expectations also continues to keep prices supported in addition to global increasing demand for new natural gas LNG. There was a huge withdrawal from storage reported this morning. The once over-supply of gas in storage is now at average levels as seen on the graph to the right; storage right now is below last year levels and below five-year average. The US gas traditional rotary rig count decreased 6 rigs and horizontal drilling increased 8 rigs. Gas production levels due mostly to shale drilling are still strong. Natural gas is very attractive to fix at this time.

The Crude oil price for Jan is lower this week at \$97.72 per barrel. Heating oil is higher at \$3.02 per gal. Unleaded gasoline futures are higher this week at \$2.70 and gasoline at the pump is around \$3.09...in Indiana. The natural gas storage report this week was a withdrawal of **285BCF**; storage is **488BCF lower** than last year and **261BCF below** than the 5 year average.



Above Graph – Jan 2014 NYMEX gas futures

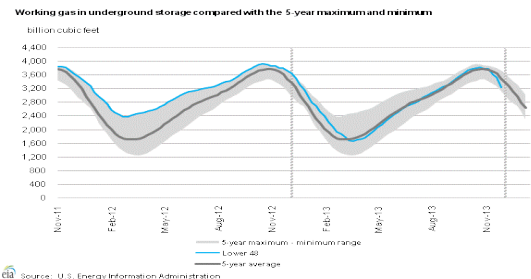
Extended Temperature Forecast: Chicago Area

	Thu	Fri	Sat	Sun	Mon
High	38	34	35	35	19
Low	33	30	33	17	9

Storage Statistics: (BCF) Billion Cubic Ft

This Week	Last Year	5 Year Ave.
3,248	3,736	3,509

The total is a decrease of 285 BCF from last week.



Above Graph - Storage levels as of December 19

Comparative Fuels: Futures Prices for Jan

	Price	Compared to Nat Gas
Natural Gas (therm)	\$4.348	\$4.348
Propane (gal)	\$1.31	\$1.43
Crude Oil (barrel)	\$97.72	
Heating Oil (gal)	\$3.02	\$2.18
Unleaded Gas (gal)	\$2.70	

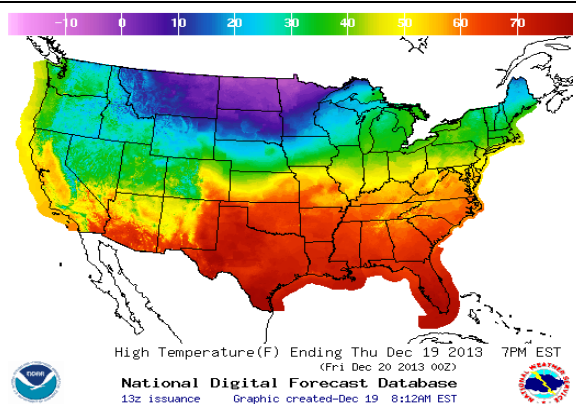
North American Traditional Nat. Gas Rig Count:

This week	369
Last week	375
Year Ago this week	416

US Horizontal Rig Count:

This week	1145
Last week	1137
Year Ago this week	1105

NGI Chicago for December 2013 **\$3.890**



High Temperature (F) Ending Thu Dec 19 2013 7PM EST
(Fri Dec 20 2013 00Z)
National Digital Forecast Database
13z issuance Graphic created-Dec 19 8:12AM EST