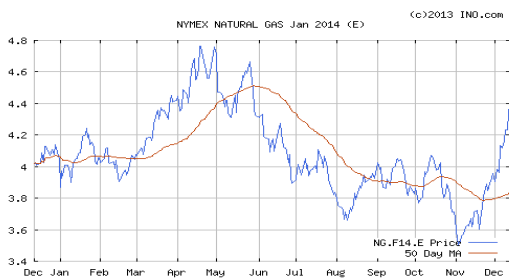


Volume 506 December 12, 2013

Market- Natural gas continued to trade higher this week in the front months as below normal weather across the country increased demand. Coal to natural gas switching and winter cold weather expectations also continues to keep prices supported in addition to global increasing demand for new natural gas LNG. The withdrawal from storage reported this morning was not as large as last week. The once over-supply of gas in storage is now at average levels as seen on the graph to the right; storage right now is below last year levels and below five-year average. The US gas traditional rotary rig count increased 8 rigs and horizontal drilling increased 10 rigs. Gas production levels due mostly to shale drilling are still strong. Natural gas is very attractive to fix at this time.

The Crude oil price for Jan is higher this week at \$97.87 per barrel. Heating oil is lower at \$3.00 per gal. Unleaded gasoline futures are lower this week at \$2.66 and gasoline at the pump is around \$3.29...in Indiana. The natural gas storage report this week was a withdrawal of **81BCF**; storage is **273BCF lower** than last year and **109BCF below** than the 5 year average.



Above Graph – Jan 2014 NYMEX gas futures

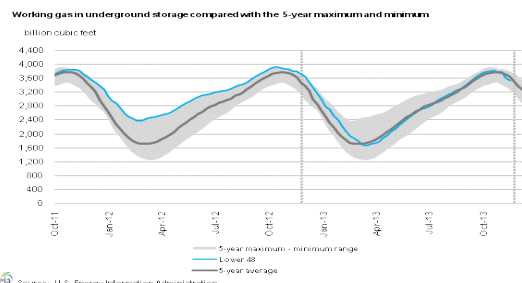
**Extended Temperature Forecast:
Chicago Area**

| | Thu | Fri | Sat | Sun | Mon |
|-------------|-----|-----|-----|-----|-----|
| High | 18 | 30 | 30 | 21 | 29 |
| Low | 2 | 26 | 18 | 14 | 23 |

Storage Statistics: (BCF) Billion Cubic Ft

| This Week | Last Year | 5 Year Ave. |
|-----------|-----------|-------------|
| 3,533 | 3,806 | 3,642 |

The total is a decrease of 81 BCF from last week.



Above Graph - Storage levels as of December 12

Comparative Fuels: Futures Prices for Jan

| | Price | Compared to Nat Gas |
|---------------------|----------------|---------------------|
| Natural Gas (therm) | \$4.377 | \$4.377 |
| Propane (gal) | \$1.31 | \$1.43 |
| Crude Oil (barrel) | \$97.87 | |
| Heating Oil (gal) | \$3.00 | \$2.16 |
| Unleaded Gas (gal) | \$2.66 | |

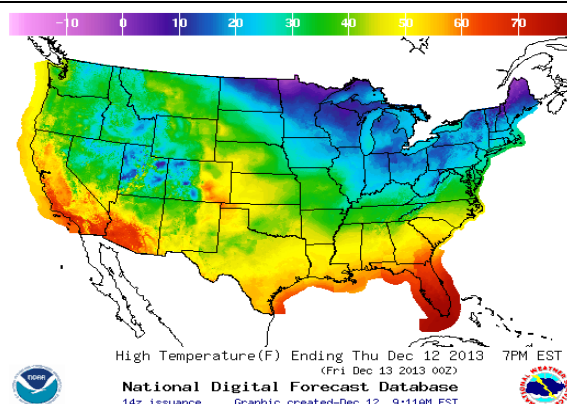
North American Traditional Nat. Gas Rig Count:

| | |
|--------------------|-----|
| This week | 375 |
| Last week | 367 |
| Year Ago this week | 417 |

US Horizontal Rig Count:

| | |
|--------------------|------|
| This week | 1137 |
| Last week | 1127 |
| Year Ago this week | 1103 |

NGI Chicago for December 2013 \$3.890



High Temperature (F) Ending Thu Dec 12 2013 7PM EST
(Fri Dec 13 2013 00Z)
National Digital Forecast Database
1d+ issuance Graphic created Dec 12 9:11AM EST