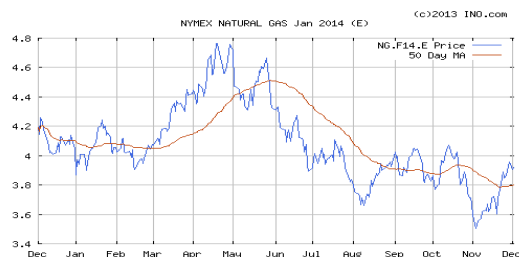


Volume 504 December 2, 2013

Market- December natural gas futures expired last Tuesday at \$.3818 per therm; January is now the front month. Natural gas traded higher this week as below normal weather across the country increased demand. Coal to natural gas switching and winter cold weather expectations also continues to keep prices supported in addition to global increasing demand for new natural gas LNG. The once over-supply of gas in storage is now at average levels as seen on the graph to the right; storage right now is below last year levels but above the five-year average. The US gas traditional rotary rig count decreased 2 rigs and horizontal drilling increased 0 rigs. Gas production levels due mostly to shale drilling are still strong. Natural gas is very attractive to fix at this time.

The Crude oil price for Jan is lower this week at \$93.05 per barrel. Heating oil is higher at \$3.03 per gal. Unleaded gasoline futures are lower this week at \$2.67 and gasoline at the pump is around \$3.29...in Indiana. The natural gas storage report this week was a withdrawal of **13BCF**; storage is **100BCF lower** than last year and **17BCF above** than the 5 year average.



Above Graph – Jan 2014 NYMEX gas futures

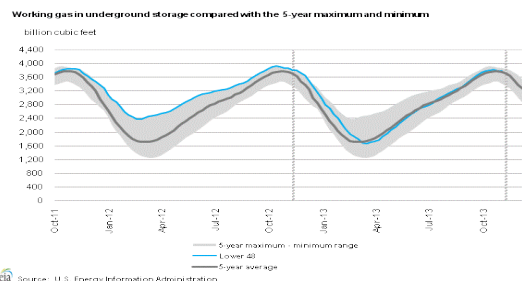
Extended Temperature Forecast: Chicago Area

	Mon	Tue	Wed	Thu	Fri
High	40	48	49	31	23
Low	38	45	30	20	17

Storage Statistics: (BCF) Billion Cubic Ft

This Week	Last Year	5 Year Ave.
3,776	3,876	3,759

The total is a decrease of 13 BCF from last week.



Above Graph - Storage levels as of November 29

Comparative Fuels: Futures Prices for Jan

	Price	Compared to Nat Gas
Natural Gas (therm)	\$3.923	\$3.923
Propane (gal)	\$1.17	\$1.30
Crude Oil (barrel)	\$93.05	
Heating Oil (gal)	\$3.03	\$2.18
Unleaded Gas (gal)	\$2.67	

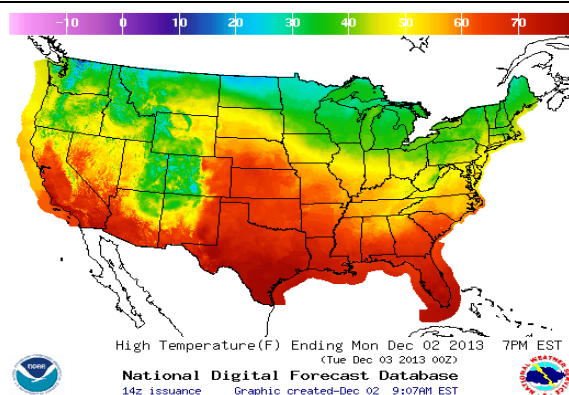
North American Traditional Nat. Gas Rig Count:

This week	367
Last week	369
Year Ago this week	424

US Horizontal Rig Count:

This week	1127
Last week	1127
Year Ago this week	1110

NGI Chicago for November 2013 **\$3.750**



High Temperature (F) Ending Mon Dec 02 2013 7PM EST
(Tue Dec 03 2013 00Z)
National Digital Forecast Database
14z issuance Graphic created-Dec 02 9:07AM EST