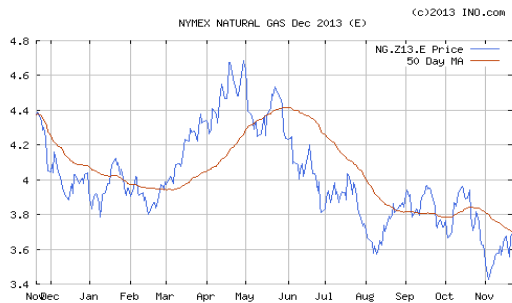


Volume 503 November 21, 2013

Market- Natural gas traded higher this week as below normal weather across the country increases demand and gas was withdrawn from storage. Coal to natural gas switching is keeping prices supported as well as the improving economy. Winter cold weather expectation also keeps prices supported in addition to global increasing demand for new natural gas LNG. The once over-supply of gas in storage is now at average levels as seen on the graph to the right; storage right now is below last year levels but above the five-year average. The US gas traditional rotary rig count increased 5 rigs and horizontal drilling increased 0 rigs. Gas production levels due mostly to shale drilling are still strong. Natural gas is very attractive to fix at this time.

The Crude oil price for Dec is higher this week at \$94.01 per barrel. Heating oil is higher at \$2.97 per gal. Unleaded gasoline futures are higher this week at \$2.68 and gasoline at the pump is around \$3.29...in Indiana. The natural gas storage report this week was a withdrawal of **45BCF**; storage is **89BCF lower** than last year and **15BCF above** than the 5 year average.



Above Graph – Dec 2013 NYMEX gas futures

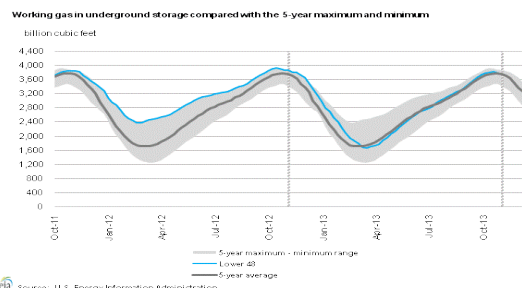
Extended Temperature Forecast: Chicago Area

	Thu	Fri	Sat	Sun	Mon
High	48	40	31	28	38
Low	40	27	19	28	30

Storage Statistics: (BCF) Billion Cubic Ft

This Week	Last Year	5 Year Ave.
3,789	3,878	3,774

The total is a decrease of 45 BCF from last week.



Above Graph - Storage levels as of November 21

Comparative Fuels: Futures Prices for Dec

	Price	Compared to Nat Gas
Natural Gas (therm)	\$3.695	\$3.695
Propane (gal)	\$1.18	\$1.31
Crude Oil (barrel)	\$94.01	
Heating Oil (gal)	\$2.97	\$2.14
Unleaded Gas (gal)	\$2.68	

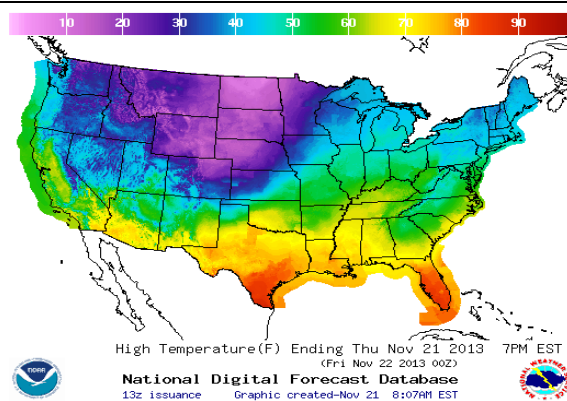
North American Traditional Nat. Gas Rig Count:

This week	370
Last week	365
Year Ago this week	417

US Horizontal Rig Count:

This week	1114
Last week	1104
Year Ago this week	1105

NGI Chicago for November 2013 \$3.750



High Temperature (F) Ending Thu Nov 21 2013 7PM EST
 (Fri Nov 22 2013 00Z)
 National Digital Forecast Database
 13z issuance Graphic created-Nov 21 8:07AM EST