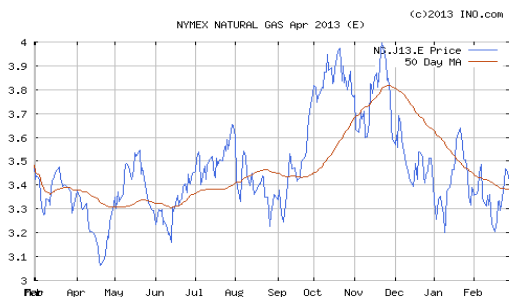


Volume 465 February 28, 2013

**Market-** March natural gas futures expired Tuesday at \$.3427 per therm; April is now the front month. Natural gas futures traded mixed to higher this week as colder weather across the northern areas of the country increased demand. Prices are moving higher this morning after the storage report of a strong withdrawal. The once over-supply of gas in storage is coming back in range (blue line) as seen on the graph to the right; storage this year is below last year levels although we still have more gas in storage than compared to the five-year average. The US gas traditional rig count was an increase this week of 7 and horizontal drilling increased 1 rig. Gas production levels due mostly to shale drilling are still strong. Natural gas is very attractive to fix at this time.

The Crude oil price for April is lower this week at \$92.61 per barrel. Heating oil is lower at \$2.98 per gal. Unleaded gasoline futures are lower this week at \$3.13 and gasoline at the pump is around \$3.79...in Indiana. The natural gas storage report this week was a withdrawal of 171BCF; storage is **307BCF lower** than last year but **308 BCF higher** than the 5 year average.



Above Graph – April 2013 NYMEX gas futures

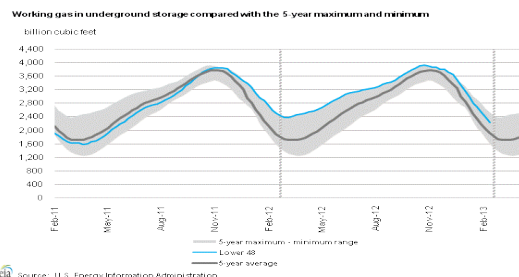
### Extended Temperature Forecast: Chicago Area

	Thu	Fri	Sat	Sun	Mon
High	35	32	30	32	33
Low	27	24	11	22	29

### Storage Statistics: (BCF) Billion Cubic Ft

This Week	Last Year	5 Year Ave.
2,229	2,536	1,921

The total is a decrease of 171 BCF from last week.



Above Graph - Storage levels as of February 28

### Comparative Fuels: Futures Prices for Apr

	Price	Compared to Nat Gas
Natural Gas (therm)	<b>\$.3446</b>	<b>\$.3446</b>
Propane (gal)	<b>\$.872</b>	<b>\$.9490</b>
Crude Oil (barrel)	<b>\$92.61</b>	
Heating Oil (gal)	<b>\$2.98</b>	<b>\$2.14</b>
Unleaded Gas (gal)	<b>\$3.13</b>	

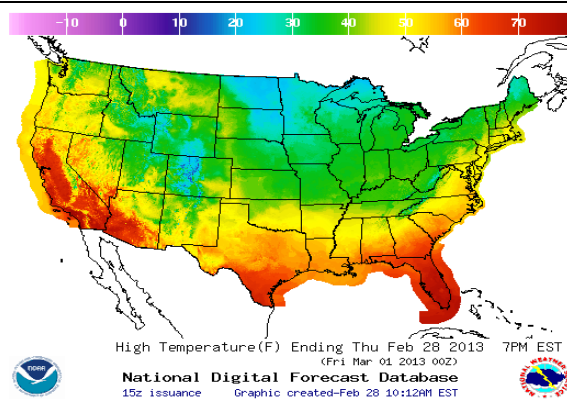
### North American Traditional Nat. Gas Rig Count:

This week	428
Last week	421
Year Ago this week	710

### US Horizontal Rig Count:

This week	1140
Last week	1139
Year Ago this week	1165

NGI Chicago for Feb 2013 **\$.3440**



High Temperature (F) Ending Thu Feb 28 2013 7PM EST (Fri Mar 01 2013 00Z)  
National Digital Forecast Database  
15z issuance Graphic created-Feb 28 10:12AM EST