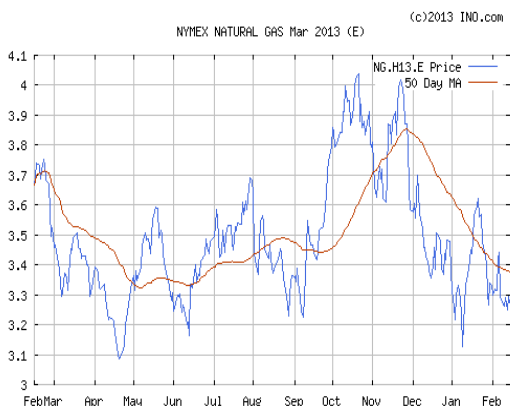


Volume 463 February 14, 2013

**Market-** Natural gas futures traded mixed to lower this week as weather across the country is near normal. Prices are moving lower this morning after the storage report. The once over-supply of gas in storage is coming back in range (blue line) as seen on the graph to the right; storage this year is below last year levels although we still have more gas in storage than compared to the five-year average. The US gas traditional rig count was a decrease this week of 3 and horizontal drilling increased 7 rigs. Gas production levels due mostly to shale drilling are still strong. Natural gas is very attractive to fix at this time.

The Crude oil price for March is higher this week at \$97.45 per barrel. Heating oil is higher at \$3.21 per gal. Unleaded gasoline futures are higher this week at \$3.06 and gasoline at the pump is around \$3.79...in Indiana. The natural gas storage report this week was a withdrawal of 157BCF; storage is **270BCF lower** than last year but **348 BCF higher** than the 5 year average.



Above Graph – Mar 2013 NYMEX gas futures

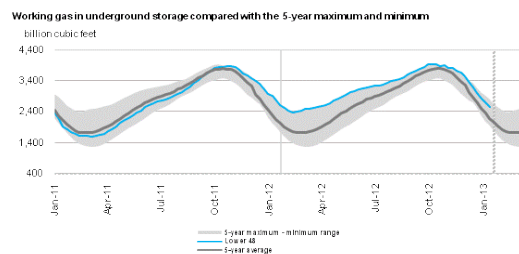
### Extended Temperature Forecast: Chicago Area

	Thu	Fri	Sat	Sun	Mon
<b>High</b>	40	28	23	32	45
<b>Low</b>	26	16	16	30	25

### Storage Statistics: (BCF) Billion Cubic Ft

This Week	Last Year	5 Year Ave.
2,527	2,797	2,179

The total is a decrease of 157 BCF from last week.



Source: U.S. Energy Information Administration

Above Graph - Storage levels as of February 14

### Comparative Fuels: Futures Prices for Mar

	Price	Compared to Nat Gas
Natural Gas (therm)	<b>\$3.194</b>	<b>\$3.194</b>
Propane (gal)	<b>\$845</b>	<b>\$9.210</b>
Crude Oil (barrel)	<b>\$97.45</b>	
Heating Oil (gal)	<b>\$3.21</b>	<b>\$2.31</b>
Unleaded Gas (gal)	<b>\$3.06</b>	

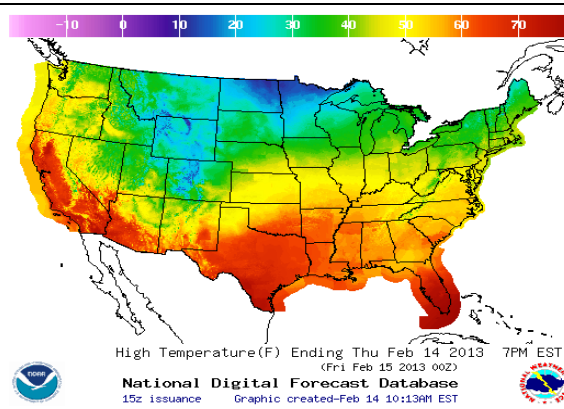
### North American Traditional Nat. Gas Rig Count:

This week	425
Last week	428
Year Ago this week	720

### US Horizontal Rig Count:

This week	1143
Last week	1136
Year Ago this week	1171

**NGI Chicago for Feb 2013 \$3440**



High Temperature (F) Ending Thu Feb 14 2013 7PM EST (Fri Feb 15 2013 00Z)

National Digital Forecast Database  
15z issuance Graphic created-Feb 14 10:13AM EST