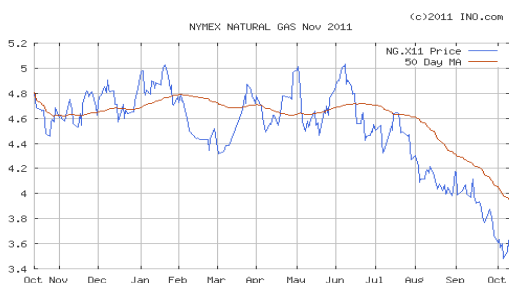


Volume 398 October 13, 2011

**Market** Natural gas traded mixed during the week with some movement upwards after the storage report this morning. Prices are still tempered by flat industrial demand, a sluggish economy, stock market activity and the recent NOAA report of warmer than normal temperatures in the Great Lakes region over the next 60 days. Gas production levels due mostly to shale drilling are still strong; but the shale fracking practice is under some environmental scrutiny now. Natural gas is very attractive to fix at this time to protect this year and beyond. The North American rig count is 935 this week which is an increase of 12 from last week.

The Crude oil price for November is higher this week at \$83.97 per barrel. Heating oil is higher at \$2.95 per gal. Unleaded gasoline futures are higher this week at \$2.73 and gasoline at the pump is around \$3.40...in Indiana. The natural gas storage report today was an injection of 112 BCF; but storage is 56 BCF lower than last year and **68 BCF higher** than the 5 year average.



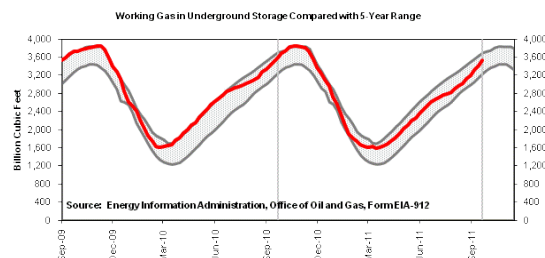
Above Graph – Nov 2011 NYMEX gas futures

**Weather: Today:** Showers. High around 65F. Winds NNW at 10 to 20 mph. Chance of rain 70%. **Tonight:** Windy. Showers. Low near 55F. Winds WNW at 20 to 30 mph. Chance of rain 40%. **Fri:** Partly cloudy and windy. High 62F. Winds WNW at 25 to 35 mph. Winds could occasionally gust over 40 mph. **Sat:** Partly cloudy and windy. Highs in the low 60s and lows in the low 50s. **Sun:** Occasional showers possible. Highs in the upper 50s and lows in the mid 40s.

**Storage Statistics: (BCF) Billion Cubic Ft**

This Week	Last Year	5 Year Ave.
3,521	3,577	3,453

The total is an increase of 112 BCF from last week.



Above Graph - Storage levels as of 10-13-11

**Comparative Fuels: Futures Prices for Nov**

	Price	Compared to Nat Gas
Natural Gas (therm)	\$3.535	\$3.535
Propane (gal)	\$1.45	\$1.58
Crude Oil (barrel)	\$83.97	
Heating Oil (gal)	\$2.95	\$2.12
Unleaded Gas (gal)	\$2.73	

**North American Natural Gas Rig Count:**

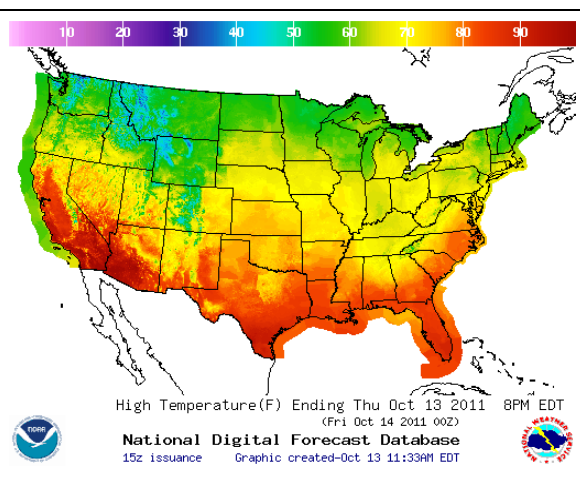
This week	935
Last week	923
Year Ago this week	971

**Typical Fixed Price for Winter**

Nov 2011-Mar 2012 \$4.838 per therm.

**Typical Fixed Price for 1 YR**

Nov 2011-Oct 2012 \$4.831 per therm.



High Temperature(F) Ending Thu Oct 13 2011 8PM EDT  
(Fri Oct 14 2011 00Z)  
National Digital Forecast Database  
15z Issuance Graphic created-Oct 13 11:33AM EDT