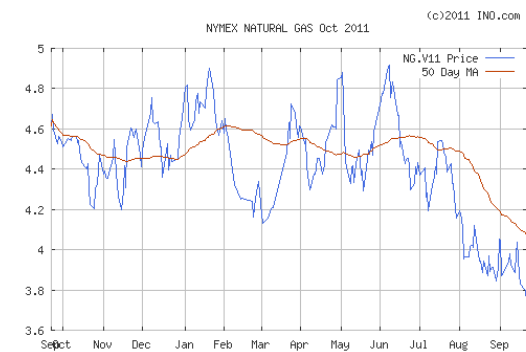


Volume 395 September 22, 2011

Market Natural gas traded lower during the week. Prices are still tempered by flat industrial demand, a sluggish economy and the recent NOAA report of warmer than normal temperatures in the Great Lakes region over the next 90 days. Gas production levels due mostly to shale drilling are still strong; but the shale fracking practice is under some environmental scrutiny now. Natural gas is very attractive to fix at this time to protect this year and beyond. The North American rig count is 912 this week. After a rise in count starting a year and a half ago the rig count has leveled off but increased by 20 rigs this week.

The Crude oil price for October is lower this week at \$81.86 per barrel. Heating oil is lower at \$2.86 per gal. Unleaded gasoline futures are lower this week at \$2.55 and gasoline at the pump is around \$3.59...in Indiana. The natural gas storage report today was an injection of 89 BCF; but storage is 129 BCF lower than last year and 35 BCF lower than the 5 year average.



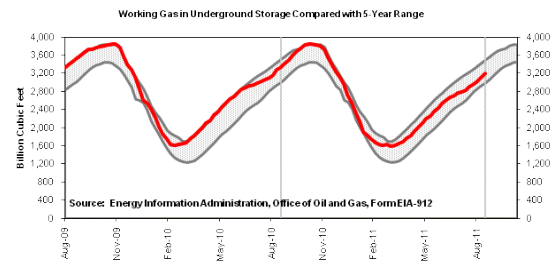
Above Graph – Oct 2011 NYMEX gas futures

Weather: Today: Sunshine and clouds. High 61F. Winds W at 10 to 15 mph. **Tonight:** Partly cloudy. Low 48F. Winds NNW at 5 to 10 mph. **Fri:** Clouds and sun in the morning giving way to a few showers during the afternoon. High around 60F. Winds N at 10 to 15 mph. Chance of rain 30%. **Sat:** Chance of showers. Highs in the low 60s and lows in the low 50s. **Sun:** Chance of showers. Highs in the low 60s and lows in the low 50s.

Storage Statistics: (BCF) Billion Cubic Ft

This Week	Last Year	5 Year Ave.
3,201	3,330	3,236

The total is an increase of 89 BCF from last week.



Above Graph - Storage levels as of 9-22-11

Comparative Fuels: Futures Prices for Oct

	Price	Compared to Nat Gas
Natural Gas (therm)	\$3.697	\$3.697
Propane (gal)	\$1.59	\$1.72
Crude Oil (barrel)	\$81.86	
Heating Oil (gal)	\$2.86	\$2.05
Unleaded Gas (gal)	\$2.55	

North American Natural Gas Rig Count:

This week	912
Last week	892
Year Ago this week	982

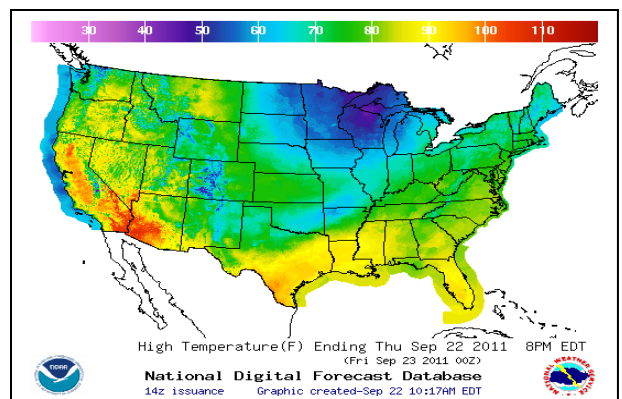
Typical Fixed Price for Winter

Nov 2011-Mar 2012 \$5.046 per therm.

Typical Fixed Price for 1 YR

Oct 2011-Sep 2012 \$5.030 per therm.

NGI for September 2011 \$3.960



High Temperature(F) Ending Thu Sep 22 2011 8PM EDT

(Fri Sep 23 2011 00Z)

National Digital Forecast Database

14z issuance Graphic created-Sep 22 10:17AM EDT