



Volume 369 March 24, 2011

Market Natural gas traded higher this week due mainly to late season cold weather. Crude oil and other energy liquids are influenced higher by the unrest in the Middle East and the Japan earthquake situation. Gas production levels due mostly to on-shore shale drilling are causing an over-supply condition but gas is now being exported as LNG. Industrial demand is recovering slowly. Natural gas is attractive to fix at this time to protect this year and beyond. The North American rig count is 882 this week. After a general rise in count starting a year ago the rig count has leveled off and decreased 7 this week.

The Crude oil price for April is higher this week at \$105.63 per barrel. Heating oil is lower at \$3.02 per gal. Unleaded gasoline futures are higher this week at \$3.00 and gasoline at the pump is around \$3.59...in Indiana. The natural gas storage report today was a withdrawal of 6 BCF. Storage is 12 BCF lower than last year but 34 BCF higher than the 5 year average.

Weather Thu: Partly cloudy this afternoon. Cold. Temps nearly steady in the low to mid 30s. Winds NNE at 15 to 25 mph. **Fri:** Cloudy skies. Cold. Temps nearly steady in the low to mid 30s. Winds NE at 10 to 20 mph. **Sat:** Mostly Cloudy. Highs in the mid 30s and lows in the upper 20s. **Sun:** Partly cloudy. Highs in the low 30s and lows in the upper 20s. **Mon:** Partly cloudy. Highs in the upper 30s and lows in the low 30s.

Gas Storage Statistics: (BCF) Billion Cubic Feet

<u>This Week</u>	<u>Last Year</u>	<u>5 Year Ave.</u>
1,612	1,624	1,578

The total of 1,612 BCF is a decrease of 6 BCF from last week.

Comparative Fuels: Futures Prices for Apr

	<u>Price</u>	<u>Compared to Nat Gas</u>
Natural Gas (therm)	\$4.355	\$4.355
Propane (gal)	\$1.41	\$1.54
Crude Oil (barrel)	\$100.44	
Heating Oil (gal)	\$3.02	\$2.18
Unleaded Gas (gal)	\$3.00	

North American Natural Gas Rig Count:

This week	875
Last week	882
Year Ago this week	939

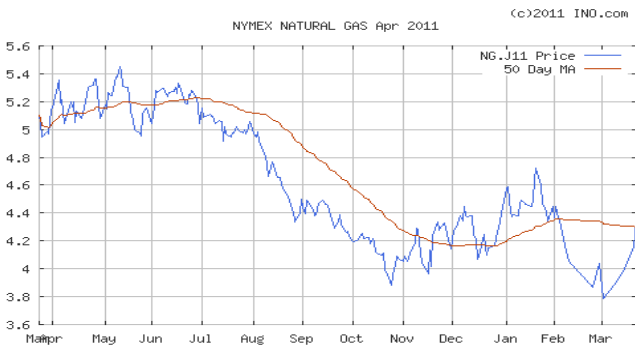
NYMEX Futures Price for Winter – Nov 11-Mar 12

\$.5341 per therm.

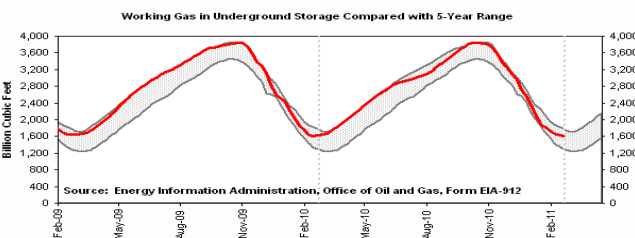
NYMEX Futures Strip Price for 1 YR- Apr 11-Mar 12:

\$.5229 per therm.

NGI for March 2011 \$0.3950 per therm

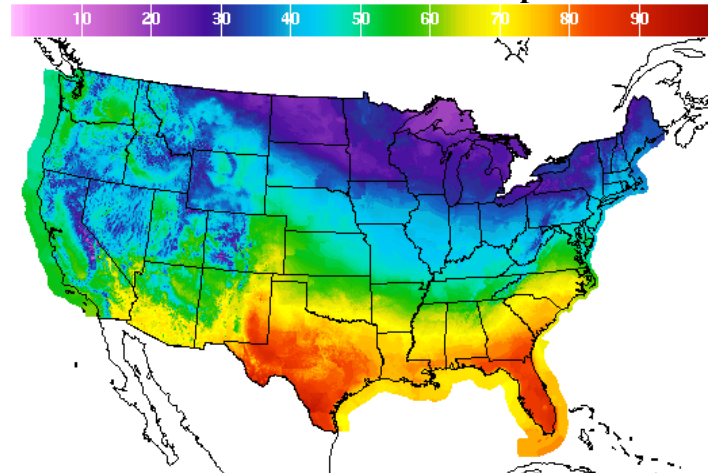


Above Graph – April 2011 NYMEX gas futures



The graph above shows storage levels as of 3-24-11

Current Weather Map



High Temperature(F) Ending Thu Mar 24 2011 8PM EDT
(Fri Mar 25 2011 00Z)



National Digital Forecast Database
14z issuance Graphic created-Mar 24 10:14AM EDT



Extended Temperature Forecast: Chicago Area

Thu	Fri	Sat	Sun	Mon
26 - 32	27 - 32	29 - 34	28 - 33	31 - 38